



OPEN ACCESS

Assistive technologies for ageing populations in six low-income and middle-income countries: a systematic review

Keshini Madara Marasinghe,¹ Jostacio Moreno Lapitan,² Alex Ross²

► Additional material is published online only. To view please visit the journal online (<http://dx.doi.org/10.1136/bmjinnov-2015-000065>).

¹School of Public Health, University of Saskatchewan, Saskatoon, Canada

²Innovation for Healthy Ageing, World Health Organization Centre for Health Development (WHO Kobe Centre), Kobe, Japan

Correspondence to

Keshini Madara Marasinghe, School of Public Health, University of Saskatchewan; madara_m@hotmail.com

Received 17 June 2015

Revised 25 July 2015

Accepted 3 August 2015

Published Online First

11 September 2015



Open Access
Scan to access more
free content



CrossMark

To cite: Marasinghe KM, Lapitan JM, Ross A. *BMJ Innov* 2015;**1**:182–195.

ABSTRACT

Despite the benefits derived from the use of assistive technologies (AT), some parts of the world have minimal or no access to AT. In many low-income and middle-income countries (LMIC), only 5–15% of people who require AT have access to them. Rapid demographic changes will exacerbate this situation as populations over 60 years of age, as well as functional limitations among older populations, in LMIC are expected to be higher than in high-income countries in the coming years. Given both these trends, AT are likely to be in high demand and provide many benefits to respond to challenges related to healthy and productive ageing. Multiple databases were searched for English literature. Three groups of keywords were combined: those relating to AT, ageing population and LMIC selected for this study, namely Brazil, Cambodia, Egypt, India, Turkey and Zimbabwe. These countries are expected to see the most rapid growth in the 65 and above population in the coming years. Results indicate that all countries had AT designed for older adults with existing impairment and disability, but had limited AT that are designed to prevent impairment and disability among older adults who do not currently have any disabilities. All countries have ratified the UN Convention on the Rights of Persons with Disabilities. The findings conclude that AT for ageing populations have received some attention in LMIC as attested by the limited literature results. Analysis of review findings indicate the need for a comprehensive, integrated health and social system approach to increase the current availability of AT for ageing populations in LMIC. These would entail, yet not be limited to, work on: (1) promoting initiatives for low-cost AT; (2) awareness raising and capacity building on AT; (3) bridging the gap between AT policy and practice; and (4) fostering targeted research on AT.

BACKGROUND

According to the United Nations Department of Economic and Social Affairs' *World Population Prospects*, Brazil, Cambodia, Egypt, India, Turkey and Zimbabwe, are expected to see a rapid growth in the 65 and above population in the coming years (see online supplementary appendix A, table 1). Among low-income and middle-income countries (LMIC), Brazil, Cambodia, Egypt, India, and Turkey are expected to have the highest growth in 65 and above age group by the year 2050 and 2100 within each WHO region (see online supplementary appendix A, table 2).¹ Zimbabwe, on the other hand, is expected to have the second highest growth among the LMIC in the WHO Region for Africa (AFRO) by 2050 and third highest by 2100 (see online supplementary appendix A, table 2).¹ In addition to rapidly ageing populations, functional limitations (activity and participation restrictions) due to impairment and disability among older populations in LMIC are expected to be much higher than in high-income countries (HIC). Impairment is defined by the International Classification of Functioning, Disability and Health (ICF) as any loss or abnormality of psychological, physiological or anatomical structure or function.² Disability is defined by the ICF as any restriction or lack (resulting from an impairment) of ability to perform an activity in the manner or within the range considered normal for a human being. With increasing age, older adults are more likely to experience impairment and disability that increase activity limitations where they may face difficulties in executing activities, and



participation restrictions where they cannot become involved in social activities.²

For cognitive-related functional limitations, according to the *World Alzheimer Report 2010*, the growth in number of people with dementia in low-income countries is expected to increase from ~35 million in 2010 to ~115 million by 2050, compared to HIC where the increase is expected to be from ~15 million in 2010 to close to ~35 million by 2050.³ In 2012, years lived with disability (YLDs) due to falls in adults aged 50–69 in developing countries (66%) was nearly double the rate in developed countries (34%).⁴ Falls have been documented as a key health concern leading to YLDs that older adults are facing today, and occur at home, in institutions and in the community.⁵

AT are defined as “the application of organized knowledge and skills, procedures and systems related to provision of assistive products, whose primary purpose is to maintain or improve an individual’s functioning and independence, facilitate participation, and enhance overall well-being and quality of life.”⁶ AT provide significant support and benefits for older adults in various ways: safety and prevention (ie, prevention of falls), mobility and independence, social connectivity and ease of living, preservation of cognitive abilities, delay in depression, decline in functional loss and improved well-being and quality of life.^{7–13} Safety has consistently been identified as one of the most important reasons for the use of AT among older adults.^{8–10} According to Heywood *et al*¹⁰ home adaptations have reported a 70% increase in feeling safe at home among older adults, while adaptations such as grab rails and handrails have been found to produce lasting positive consequences. A systematic review by Chase *et al*¹⁴ found that AT, home modifications, along with other interventions prevented falls among community-dwelling older adults. Evidence from the current literature suggest that more than half (62%) of older adults felt safer from a risk of an accident with the availability of even minor adaptations.⁷ According to a study published by the AARP Foundation in the United States of America (USA), home safety devices made the majority of older adults feel safer (85%) and gave them peace of mind (78%).⁷

The definition of AT used in this review includes all the external technologies or products that are designed for and used by older adults. These technologies may assist in carrying out actions (ie, walking, bathing, remembering to take medications) and/or prevent severe health outcomes such as falls and injuries that may lead to more complicated health problems. There is a vast range of AT; according to the WHO, most of these products can be divided into several classes (table 1).⁶

AT are a fundamental part of broader, integrated health and social system solutions to supporting older adults. Yet, despite the documented benefits of AT, some parts of the world have minimal or no access to AT that are designed for older adults. According to the WHO, in many LMIC, only 5–15% of people who require AT have access to them.¹⁵ LMIC are expected to experience the most rapid and dramatic demographic change, in shortened timeframes as compared to higher income countries. For example, it took more than 100 years for the share of France’s population aged 65 or older to double from 7% to 14%,¹⁶ whereby it has been estimated that countries like Brazil will take less than 25 years to reach the same threshold.¹⁶ With rapidly ageing populations, accompanied by increasing functional limitations, in LMIC, AT are likely to be in higher demand.

Given the trends in LMICs, this review investigated the currently available AT, existing enabling legislation for provision of AT, and initiatives that promote AT for older adults in Brazil, Cambodia, Egypt, India, Turkey and Zimbabwe. The objective is to explore in the published literature, if currently available AT and existing legislation related to AT-provision are sufficient to support ‘ageing in place’ rather than ageing in institutionalised care homes; facilitate better health for older adults, especially in terms of functioning and independence (ie, carrying out Activities of Daily Living or ADLs and Instrumental Activities of Daily Living (IADLs)); encourage inclusion and full participation in community activities; and enhance older adults’ overall well-being and quality of life.

Table 1 Classes of AT

Class	Product examples
Products for cognitive functions	Memory devices and pill box reminders
Products for sensory functions	Spectacles, software for screen magnification and reading, hearing aids
Products related to orthotics and prosthetics	Artificial limbs (prosthesis), spinal orthotics and cervical collar
Products for personal mobility	Wheelchairs, canes and crutches
Products for activities of daily living (ADLs—see online supplementary appendix B) including personal care and protection	Toilet chairs, diapers and robots
Products for communication and skills training	Voice and speech training devices, Braille apparatus and screen readers
Products for recreation and sports	Modified sports equipment
Products for housing, work and environmental improvement	Home modification, handrails or grab bar and controlled lighting
AT, assistive technologies.	

METHODS

Data sources and search strategy

A systematic approach was taken to conduct the systematic review. The search strategy aimed to retrieve literature in English language that focused on AT to assist older populations (60 and above) in Brazil, Cambodia, Egypt, India, Turkey and Zimbabwe. Databases searched were MEDLINE (1950 to week 1 July 2014), EMBASE (1980 to week 1 July 2014), Scopus (1966 to week 1 July 2014) and Cochrane Library (1996 to week 1 July 2014).

WHO regional indexes including African Index Medicus (AIM); the Eastern Mediterranean Region Library Network (EMLIBNET); Pan American Health Organization (PAHO) Library Institutional Memory Database; Europe (EURO) publications; Index Medicus for South-East Asia Region (IMSEAR); WHO/WPRO Library; Western Pacific Region Index Medicus (WPRIM); and the WHO Library Database (WHOLIS) using the WHO Global Health Library platform were searched for relevant publications.

Three groups of keywords were combined: those relating to AT, ageing population and selected LMICs. Search terms used in each database are shown in [figure 1](#). All retrieved articles were initially reviewed by title and abstract to find potentially relevant papers. Those papers were reviewed to obtain articles that met the inclusion criteria. Reference lists of articles that met the inclusion criteria were reviewed to identify any further relevant papers.

Study selection-Inclusion criteria

Selected papers were assessed against the following inclusion criteria: (1) studies published in academic and peer-reviewed journals, research reports, government reports (2) studies answered ‘yes’ to all three screening questions (3) written in English.

Screening Questions:

- I. Does the publication address AT as a primary research topic?
- II. Does the publication focus on one of the six countries?
- III. Does the sample size or intended population include older adults (≥ 60 years old)?

Study selection-exclusion criteria

If the abstract indicated that the study did not relate to AT for ageing populations in LMICs, the study was excluded (ie, material relating to disability studies involving only younger people). Studies that focused on the technology use in hospitals were excluded, since the rationale of the systematic review is to focus on AT that have a direct impact on older adults to enhance their ADLs and participation in the community and at home. Duplicates were excluded ([figure 2](#)).

RESULTS

The systematic review retrieved 17 relevant studies; four studies related to AT in Brazil, seven related to India, three related to Turkey and one study per each country for Cambodia, Egypt and Zimbabwe ([figure 3](#)). Seven publications focused on ‘mobility’ AT while six on ‘more than one function’; and AT for cognitive functions, ADLs, vision and others had one citation each ([figure 4](#)). Relevant studies are classified into four types as provided in [table 2](#) below. [Tables 3–5](#),^{17–33} provide an overview of relevant studies, existing enabling legislation and findings on AT for each country, respectively.

AT- related National Initiatives

Brazil

The Assistive Technology Innovation Programme (PITA) finances technological development and innovation of products, processes and services targeted at people with disabilities, older adults and as well as others with difficulties of mobility.⁴⁹ A budget of US\$70 million is anticipated for this programme until 2014 directed to ‘innovation activities’ carried out by companies, universities and research institutions. Innovation activities include development and/or enhancement of products, processes and services related to AT and/or contribution toward prevention, alleviation or elimination of deficiencies.⁴⁹

Future plans include the establishment of the National Centre for Excellence in Adaptive Technology, composed of 20 research centres implemented in public universities to develop strategic technologies, with an emphasis on prevention,

Scopus (1966 to July 2014) and Cochrane Library (1996 to July 2014) included: (TITLE (assist* OR technolog* OR “assistive device*” OR “assistive product*” OR innovation OR “assistive technolog*” OR gerontechnology OR “low cost assistive technology” OR telecare) AND ABS (aged OR “older adult*” OR senior* OR “old* people” OR elder* OR disabilit* OR disabled OR geriatric OR frail) AND ALL (Brazil OR Cambodia OR Egypt OR India OR Turkey OR Zimbabwe))

EMBASE (1980 to July 2014): exp assistive technology/ AND exp Brazil/ OR exp Cambodia/OR exp Egypt/ OR exp India/ OR exp Turkey/

MEDLINE (1950 to July 2014): (((self-help device*[MeSH Terms]) OR gerontechnology OR innovation* AND aged[MeSH Terms] AND (brazil OR Cambodia OR Egypt OR India OR Turkey OR Zimbabwe))

Figure 1 Search terms used in each database.

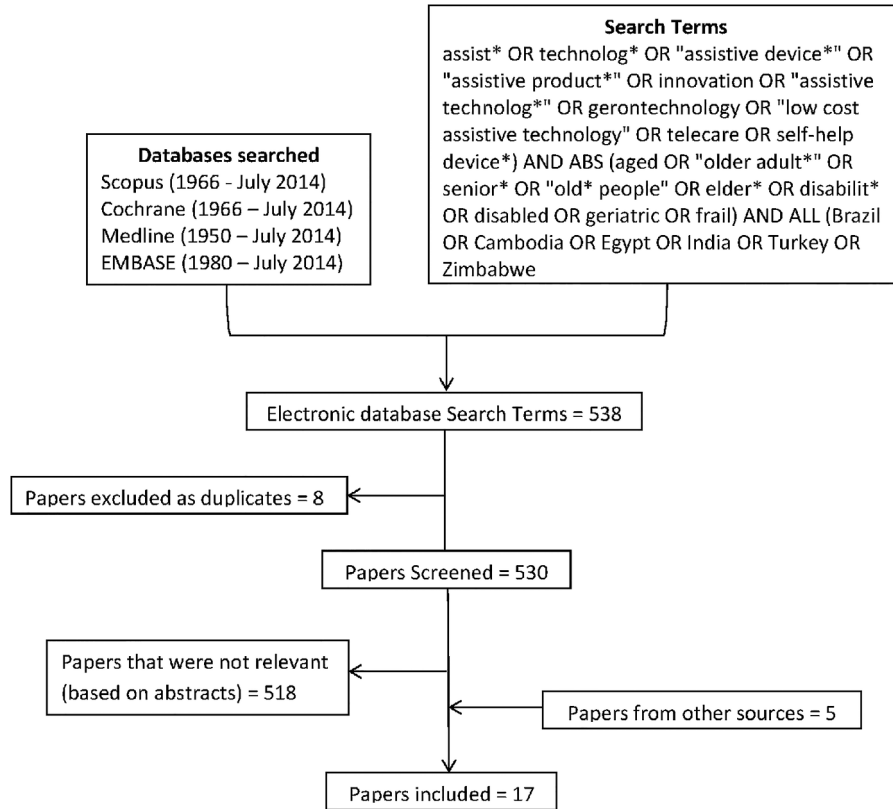


Figure 2 Literature search.

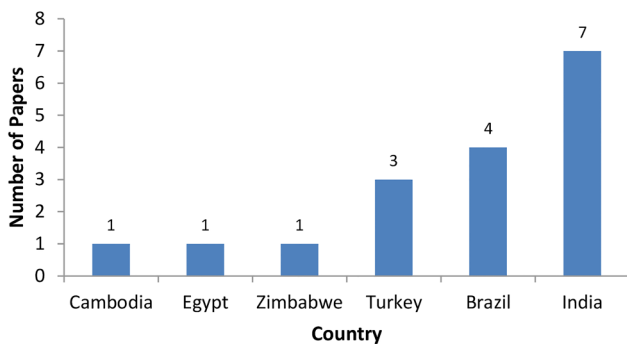


Figure 3 Number of publications retrieved by country.

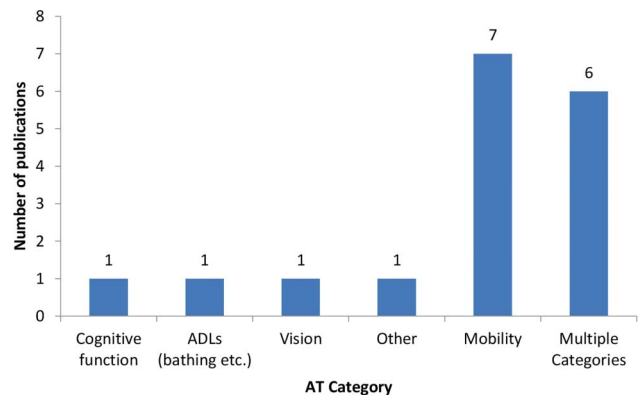


Figure 4 Number of publications by assistive technologies category.

rehabilitation and accessibility. The programme launched a virtual catalogue of more than 1200 AT products available in Brazil (<http://assistiva.mct.gov.br>).³⁴ The website is to be updated at least once a year, so consumers and professionals are aware of availability of AT products in the country.³⁴

Cambodia

Phnom Penh’s National Component Factory is the only source of Prosthetic and Orthotic (P&O) devices in the country. It monitors and evaluates the production of prosthetics and AT materials, in order to supply for workshops and centres that produce P&O.⁵⁰ They supply close to 15 000 those in need a year. Since January 2009, Phnom Penh’s National Component Factory has produced and supplied more

than 3000 artificial limbs, knee joints and alignment systems to physical rehabilitation centres in the country, free of charge.⁵¹

A number of workshops are available to provide prostheses, wheelchairs and crutches, repair and maintenance services in Cambodia, where each workshop is operated in partnership between the Government and NGOs. Currently 21 workshops provide AT for people with locomotor disabilities. Some of the workshops are run by numerous associations, committees and organisations. Online supplementary appendix E provides an overview of the associations and services provided.

Table 2 Study classification

Study type	Description
Research	Includes all types of research studies
Product development and intervention	Project focusing on the development/production of AT and intervention to assess product impacts
Product development	Merely production or development of AT
Product evaluation	Evaluation of products

AT, assistive technologies.

Egypt

In Egypt, non-governmental organisations (NGOs) such as the Egyptian Society for Elderly Care and Misr al-Kheir provide assistance in acquisition of ATs such as canes and wheelchairs.⁴⁸ The Arabic Doctors' Union (an NGO) provides hearing aids and cochlear implants to those of age 65 and above while the Egyptian Society for Hearing Impaired Persons is responsible for provision and training the use and maintenance of hearing aids.⁴⁸ Furthermore, Wafaa and Amal⁴⁸ compound established and run by the Egyptian Veterans Association includes an assistive device factory for manufacture, maintenance and some export of devices for disabled individuals and veterans, where majority are older adults.

The government contributes to the provision of AT through the development, production, distribution, maintenance and repair. The government also provides prostheses/orthoses, wheelchairs, crutches, hearing devices and visual devices.⁵² In addition, the Ministry of Health and the Ministry of Social Solidarity provide healthcare and rehabilitation services, including technical aids and devices through their institutions. Ministry of Social Affairs provides services such as physiotherapy, prosthesis and assistive devices and rehabilitation.

India

The Artificial Limb Manufacturing Company (ALIMCO), fully supported by the Government of India's Ministry of Welfare, manufactures a large number of tools, machines and components for producing AT and finished devices. So far, ALIMCO has provided AT to 4.2 million users in India and serves approximately 200 000 users annually. ALIMCO also provides AT to Afghanistan, Nepal and Bhutan among others.⁵³

The Indian Drugs and Pharmaceuticals Ltd. is the only other Indian company that manufactures components for AT in large numbers.⁵⁴ In addition, there are at least 15 agencies producing wheelchairs and 20 producing tricycles.⁵⁴ The most commonly produced are hearing aids, by as many as 32 manufacturing agencies mainly in the private sector.⁵⁴

Most of the time, AT are distributed through NGOs, district rehabilitation centres, medical colleges and hospitals, special schools and camps and national institutions in India. NGOs and government supported institutions have spread over 19 states and

union territories, which are financially supported under the ADIP Scheme run by the Government's Ministry of Welfare.⁵⁴ The Department of Rural Development is involved in distribution efforts, and some NGOs not supported by the government also give out assistive devices. As many as 25 out of 31 states and union territories have their own schemes of providing AT through government hospitals and voluntary agencies.⁵⁴ Many district rehabilitation centres also provide AT in the rural areas of specified regions.

The Government of India launched the scheme of Science and Technology—Project in Mission Mode 1988, to provide suitable and cost-effective aids and appliances and improve mobility.⁵⁴ The project concentrated on developing cost-effective technologies and appliances and guiding these to large-scale use. Furthermore, there are initiatives to encourage proposals, research and development of technological solutions for older adults. One such example is the Initiative on Science and Technology Interventions 2010 for the elderly population, introduced by the Department of Science and Technology, under Science for Equity, Empowerment and Development Division (SEED). The initiative included a number of valuable indicatives (see online supplementary Appendix F).⁵⁵

Turkey

No further initiatives were found.

Zimbabwe

No further initiatives were found. However, assistive devices and equipment for persons with disabilities are partially financed by Government Ministries, persons with disabilities and NGOs. The Government of Zimbabwe is involved in the provision of assistive devices, and provides prostheses/orthoses, wheelchairs, crutches and hearing devices.⁵⁶

DISCUSSION

The systematic review found that AT designed for older adults, have received some attention in LMIC. The publications (n=17) retrieved, heavily focused on products that assisted older adults with existing impairment and disability and only a few projects^{17 20 22 24 30} focused on AT designed for preventing impairment and disability among older adults (ie, fall preventive devices or smart home technologies). While existing disability related AT (eg, prosthetics, orthotics) are somewhat available in LMIC, other products designed to prevent impairment, disability and other health outcomes among older adults have received minimal attention, putting aside the needs of older adults who do not have existing disabilities but are at risk for developing impairment and disability due to increasing age, who would otherwise benefit from AT. Therefore, AT for the entire ageing populations including older adults with disabilities and older adults without existing disabilities but are at high risk

Table 3 Table of Evidence

Country, Author, Year	Population Description	Study Type/Data Collection Method	Relevant Outcomes Regarding Available AT and Other Findings
Brazil			
Assis et al, 2003 ⁹	N/A	Product development and intervention, and Product evaluation	Development of low-cost "Geriatric" software and equipment (activity board, calendar, routine organizer). Software and equipment were found useful and applicable to programmes for individuals with cognitive impairment. Post intervention showed improvement in cognitive functioning and daily activities at home.
De Cruz et al, 2013 ³	N=91, Mean Age=62.2	Research Cross-Sectional	Most reported assistive resources were those to assist mobility (46%) (Predominately canes), and ADLs (29%). No direct association between AT and independence (only mild dependency).
Mello MAF, 1999 ¹⁷	N=84, Age range=73-102	Research (Doctoral Thesis) N/A	74% of participants used some type of AT. Canes were the most used type of AT (45%). 4% of the participants had all the assistive devices and home modifications they needed. 35.5% of users were satisfied with the use of these technologies. 2/3 of the AT were purchased by the user, a relative, or friend.
Schüler, et al, 2013 ⁵	N/A	Product development	Produced low-cost AT such as cane tips to detect puddles, Android application for social media websites (i.e. Twitter), capacitive touch switches, home automation systems with web interface, AAC, and digitally creating video audio descriptions for a lower cost.
Cambodia			
Jones et al, 2003 ⁷	N=100 (Disabled, non-disabled adults, and disabled children). Results only focused on older adults.	Research Qualitative study (In-depth field work Semi-structured interviews and observation)	Most had access to AT for bathing, drinking, toilet use, and transporting water from the source. Majority of solutions were low or no cost, made with locally available material and designs. AT benefited disabled individuals in terms of increased self-reliance, ability to contribute to the family or community, improved social status, reduced work-load, well-being, economic situation, and high self-esteem.
Egypt			
Salah et al., 2011 ¹⁰	N/A	Product development	Development of the EJAD, low cost AT to help older adults walk and complete sit-to stand activities.
India			
Jefferds et al., 2010 ⁶	PART survey age range=19-67,WST/QUEST age range=21-60	Research Quantitative Study (Survey Questionnaire)	Custom-fitted wheelchairs provided by the Department of AT improved wheelchair skill scores and technology satisfaction among participants.
Kumar et al, 2009 ¹²	N=100, Age=60-85 years, Mean Age=N/A	Research Qualitative Study (Survey Questionnaire)	Inadequate availability of AT in India has been partially due to the lack of awareness among the users as well as among the professionals. Although respondents lacked awareness of the devices, they were willing to use them, provided these are made available at affordable costs. 27% had difficulty in the kitchen gadgets and appliances, 26% in recreation/entertainment, 21% in home elements, 19% with mobility and 18% with ADLs. Highest awareness was in communication devices, home elements, ADL mobility, and least was in high-tech AT.
Langdon et al., 2013 ⁸	N=19, Age range=25-84	Research Qualitative Study (Semi-structured Interview)	Participants with impairments were enthusiastic to use new technical devices, but emphasized on need of training. Many users did not have access to assistive devices and interaction techniques.
Manogna S et al., 2010 ¹³	N/A	Product Development	Development of head movement based assist system to serve people with quadriplegia. The assist system has proven to be of simple implementation and of low cost. The system was easily handled by the patients.

Continued

Table 3 Continued

Country, Author, Year	Population Description	Study Type/Data Collection Method	Relevant Outcomes Regarding Available AT and Other Findings
Shore, 2008 ¹⁴	N=100 (from India), Mean Age=50±25 Age range=3-93	Research Quantitative Study (Survey)	Use of wheelchair resulted in significant shift towards independent function. The impact on health and quality of life was generally viewed as positive (56.2%).
Shore S et al, 2012 ¹⁵	N=206, Mean Age=54, Age range=4-102	Research Quantitative Study Survey	Receiving a simple and durable wheelchair improved the reported health, quality of life, and function of recipients following 12 months of use. 78% had not owned a wheelchair before, largely due to lack of money. Increase in independence associated with the use of wheelchair (independence score changed from 3.9 to 5.0 over 12 months).
Zipfel, et al., 2007 ⁴	N/A	Product Development	Developed a manual folding cross-brace design with several points of adjustability, and higher grade bolts. The new chair design has so far proven to be more durable and comfortable than existing wheelchairs.
Turkey			
Bengisu, 2010 ²	N=80, Mean Age=35±9 Age range =18-61	Research Qualitative Study (Phone interview) Product evaluation	Three most used AT were computer screen readers (46%), talking watches (26%), and screen readers for cellular phones (21%). Most desired AT were cellular phones with screen reading capability. Most frequently requested AT were devices for warning about barriers, reading printed documents and signs. Screen readers for computers were rated the highest (4.7/5) and 76% of the participants rated them very useful and 0 participants rated the product not useful. Screen readers for cellular phones were rated 4.6/5 and 72% of the participants rated them very useful and only 1% rated it not useful.
Simsek et al., 2012 ¹⁶	N=163, Mean age=73.18 ±6.62, Age range =58-105	Research Quantitative and qualitative Study (mixed methods)	The most frequently used device to maintain mobility was a walking stick. A positive relationship was found between AT usage and mobility state, and AT usage and mobility activities required for developing basic life functions (P<0.05). AT usage was greater in women (39%) than in men (19%).
Ucsular et al., 2011 ¹¹	N=24, Age range=13-65	Research Randomized Control Trial	The Wheelchair Skill performance scores increased significantly in the training group (P=0.034) compared to control group (P=0.01). A significant improvement in safety scores in the training group compared with the control group.
Zimbabwe			
Eddie et al, 2003 ¹	N=3901 households, Mean Age (Disability)=43.2 Age range=0-98 Matabeleland, Manicaland and Midlands (44% of the total population).	Research Qualitative Study (Survey)	Of those who used AT, 41.7% were among ≥61. Of those who used AT, 80% used personal mobility devices, 19% used AT for communication and information, 2.2% of the users had AT for personal care & protection. 31.2% of the devices were provided by private sources, 27.4% from government health services, 8.3% from NGOs, 3.2% from other government services and 28.8% from other sources. 63.1 % received guidance on using the devices, 36.9% had not received any instructions. Significantly fewer disabled in rural areas had received guidance; 57% versus 73% in urban areas. 36.3% were responsible themselves for maintenance and repair, 14% had government assistance, 21 % relied on families and 14 % had devices not maintained or repaired. Zimbabwe had the smallest gap in AT/services compared to 3 other African countries (Malawi, Namibia, and Zambia). 35.1% urban Zimbabweans had access to AT compared to 22.2% rural populations.

Table 4 Overview of legislation/national plans/policies and acts

Country	Legislation/national plan	Significance
Ratified by all 6 countries	UN Convention on the Rights of Persons with Disabilities (CRPD)	Online supplementary appendix C, UN CRPD
Ratified by Brazil and Zimbabwe	CRPD Optional Protocol (OP-CRPD)	Allows for individual complaints to be submitted to the CRPD Committee alleging that rights have been violated under CRPD. If the CRPD Committee makes a finding that the State has failed in its obligations under the CRPD, it will issue a decision requiring that the violation be remedied and for the State party to provide follow-up information
Brazil	Decree No. 7612 Law 10 048/2000 Decree No. 5296 Chapter VII, Article 64, 65 and 66	Rights of Persons with Disabilities (PWDi) –Living Without Limits Plan. Promote accessibility for people with disability and frail adults through: ▶ Credit lines for the acquisition of AT ▶ Institutionalisation of the National Programme for AT. ▶ Tax rebate on AT products. ³⁴ Reduction or exemption from import taxes for products that are not available within the country. Reduction or exemption from excise tax on technical aids. Deduction of income tax for all AT for people with disabilities or reduced mobility. ³⁵ Recognize the area of AT as an area of knowledge. Encourage the formation and training of orthotics and prosthetics. Encourage studies to support the development of standards on technical aids. Detection of regional reference centres for technical aids, aiming at the formation of an integrated national network ³⁵ Provision of long-term assistance for people with disabilities and older people ³⁶
Cambodia	Decree No. 4360 National Policy on the Health Care for Elderly and Disabled People 1999 Protection and Promotion of the Rights of Persons with Disabilities (PPRPD), Article 4, 20 and 26 Disability Action Council (DAC) Royal Sub-Decree No. 59, 2009, PPRPD	'Further plan of action' states that providing the elders and disabled to obtain the AT such as hearing aids, walking aids and kitchen utensils to assist living independently as one of the priorities for social protection ³⁷ Commits to: Giving priority to technologies at an affordable cost. Providing accessible information to persons with disabilities about available AT, including new technologies, as well as other forms of assistance, support services and facilities. Facilitating access to quality mobility aids, devices, AT and forms of live assistance and intermediaries. Encouraging entities that produce AT to take into account all aspects of mobility for persons with disabilities Promoting the availability, knowledge and use of AT designed for PWDi ³⁸ Involved in standardisation through subcommittee on prosthetics, orthotics and assistive devices and give advice and orientation at the national level Provides recommendations for the rights of persons with disabilities Endorsed in the law on the PPRPD, and receives core funding from USAID through its humanitarian assistance budget ³⁹
India	The National Policy for Persons with Disabilities 2006 Persons with Disabilities (Equal Opportunities, Protection of Rights and Full Participation) Act 1995 Scheme of Assistance to Disabled Persons for Purchase/Fitting of Aids/Appliances (ADIP Scheme) 2005 (see online supplementary appendix D) India's National Policy on Senior Citizens 2011	Physical Rehabilitations Strategies under Rehabilitation measures includes provision of AT as one of the commitments Commits to creating an environment that provides Persons with Disabilities equal opportunities, protection of their rights and full participation in society ⁴⁰ The 'education' component suggests research for designing and developing new AT Governments shall initiate/encourage research by official and non-governmental agencies to design and develop new AT 'Research and manpower development' promotes sponsoring research in the development of AT ⁴¹ Assist low income individuals with disabilities in obtaining assistive aids and appliances Those aids/appliances which do not cost more than US\$100.46 are covered Those with income US\$250 to US\$333/month receive devices at a 50% subsidy Those with incomes of US\$250/month, receive devices at full cost ⁴² Provide 500 Cochlear implants free per year Increasing advancement in technology is one of the listed priority areas Highlights that technology is not only needed for the ≥80, but also for rural poor, disadvantaged seniors who will have longer years in the coming decades ⁴³
Turkey	Turkish Disability Act Law no. 5378/2005, Article 3 and 7 Value Added Tax (VAT) Law No. 3065, Article 167–4/4 and 17/4	Commits to having buildings, open space, transportation and information services and information and communication technology, accessible and usable by people with disabilities to be safe and independent Commits to disclosure of information and communication technologies and services to be accessible for people with disabilities Provides importation exemptions within the scope of customs law article 167-4/4 and general goods for the disabled Provides partial exemption for delivery of computer programmes and every kind of instruments (excluding vehicles), and equipment especially produced for daily life of the disabled. ⁴⁴ The services provided in elderly and disabled care houses are considered exceptions and the services provided in such places are also held exempt from the value added tax ⁴⁵

Continued

Table 4 Continued

Country	Legislation/national plan	Significance
	Social Assistance and Solidarity Law No. 3294, Article 5	Covers the costs of treatment and function-acquisition related orthopaedic and other aid tools/equipment for PWDi who are covered by social security institutions and get salary or payment from institutions ⁴⁶
Zimbabwe	National Disabled Persons' Act 1992, Section 4	Established the National Disability Board that is responsible for the formulation and development of measures and policies to ensure that disabled people live independently and access all social services, and estimation of the cost of the measures for the welfare and rehabilitation of disabled persons ⁴⁷
	Disabled Persons Fund (DPF)	Provides public assistance, medical fees, purchases assistive devices and a revolving loan facility Allows exempt from the payment of import tax for all specially adapted cars purchased Ensures that disabled people are assisted with the purchase of AT like crutches, artificial limbs, spectacles and wheelchairs to enable carrying out day to day functions ⁴⁷
	Social Welfare Assistance Act of 1988	Provides for the health provision, maintenance allowances, purchase of AT, import of special equipment for the disabled to assist in their daily activities, means tested criteria for the assessment of poverty among vulnerable groups ⁴⁷
	Customs and Excise Regulations 2004	Government provides for a waiver of duty for all specially adapted for use by persons with disabilities imported less than 5 years from the date of manufacture ⁴⁷

AT, assistive technologies.

for impairment and disability, such as those who are living alone at home, are necessary.

Based on the country-level findings and an overall analysis of all materials gathered for this systematic review, a set of high-level findings are presented and discussed below that could be considered as broad action points in moving forward with the relevant agenda on AT for ageing populations in LMIC.

Promoting initiatives for low-cost AT

In many LMIC, production of AT is low; where access might be possible, costs are excessive.^{15 20} However,

this systematic review found that of those LMIC that have AT initiatives in place, typically for disabled populations, many have started the production of low-cost AT (ie, Brazil, Cambodia, Egypt and India). In Cambodia, the majority of the technological solutions provided included low-cost or even, no-cost AT, which are produced by using locally available materials and designs.⁵⁰ The construction of low-cost equipment in Brazil is a model example, where production cost of devices was 30% lower compared with the cost of imported equipment.²⁰ In the past 5 years, Assistive Technology Centers in Brazil have been

Table 5 Findings on AT availability by country (cited at least once in publications)

Country	Assistive technology
Brazil	Canes, wheelchairs, walkers, bath chairs, toilet chairs, hearing aids, 'Geriatric' software, activity board, calendar, routine organiser, cane tips to detect puddles, Android application to access social media websites (ie, Twitter), capacitive touch switches, home automation systems with web interface, augmentative and alternative communication devices (AAC) and digitally creating video audio descriptions, Braille display, button mouse, audio transmitter, capacitive driver, cane tip for water detection ¹⁷⁻²⁰
Cambodia	AT for locomotor disabilities, weaving kits, bamboo walking canes, wheelchairs, crutches, tricycles, prostheses, artificial limbs, knee joints, double gripping hook/bowl attachments for prosthetic arm, carved wooden carrying yokes, chairs with an attached trays, wooden bathing benches with rails at each end, metal/rubber bathing benches, wheelchair jump seats, wooden toilet seats with handrails on each side, wheelchair toilet seats and soft plastic washing devices to clean self after toilet use and different forms of seating ²¹
Egypt	Egypt-Japan Assistive Device (EJAD), a low-cost AT designed to help elders in walking and sit-to-stand activities. ²² EJAD imitates the caregiver's motion during a support task, which helps maintain the stability of the users at any situation, Tablet PCs powered by Android systems containing Quran in large font, cooking recipes, and old songs and Cellular phones with large buttons ⁴⁸
India	Security alarms, raised seat, grab bars, video intercom, medicine dispenser/cabinet, Jar opener/closer, talking alarm clock/watch, magnifying toenail clipper, lap desk with book holder, back scrubber with hand loops on each end, kitchen finger protector, utensils with finger bump grips or hand strap, adjustable height bed, bed rail, Velcro fastenings shoes, Velcro clothing, pressure modification stockings, cordless speaker phone with pre-set memory-dial, large buttons and numbers, mobile phone with one touch call to family members, friends, helplines, doctors, security, eye glasses/magnifiers, 'E-Netra' reads text and converts into voice, hearing aids, visual alerting systems, memory games, walking stick, walkers, wheelchair, spinal braces, stair glide, handrails, prosthesis-artificial limbs, height adjustable/tilting chairs/stool/tables/desks, CDs on traditions, historic movements, pilgrimage and tourist places, folk songs, wheelchair and head movement-based assist system ²³⁻²⁹
Turkey	Reading pens, screen readers for cell phones, and computers, locators, laser canes, modified appliances, talking watches, walking sticks, crutches, walkers and wheelchairs ³⁰⁻³²
Zimbabwe	Wheelchairs, walking sticks, crutches, standing frame, white cane, eye glasses, magnifying glasses, hearing aids, Braille, portable writer and enlarged print, bath and shower seats, commode chairs, toilet seat raisers, safety rails and eating aids, aids for opening containers, flashing light on doorbell, vibrating alarm clock and amplified telephones ³³

AT, assistive technologies.

developing AT similar to the commercial products, but with use of low-cost material and price reduction of up to 70% (see online supplementary appendix G, table 6).³⁴ Strategies such as producing low-cost products by using locally available materials increase potential for continuous growth and demand for AT and allow for mass production to all those needing them. It is one of the most suitable strategies for LMIC, and highly recommended for resource-poor contexts.⁵⁷ Mass production can lower costs if the technologies follow universal design principles and are marketed widely. ALIMCO in India is an example where large amount of AT are produced and marketed internationally.⁵³ In the countries that have large production, markets should be expanded beyond regional boundaries to allow for cost advantages, operational efficiency and lower variable costs. In particular, there is a priority need for producers of AT to tailor design, distribution and cost to the realities and demand of older adults.

In terms of production, many LMIC produced AT locally. Cambodia and India produce a considerable number of AT and components for AT with materials indigenous in these countries. This may be partly explained by the fact that the production workshops or companies themselves are partially or fully supported by or working in partnership with the government. Providing funds for local workshops such as the Egyptian Fund for Supporting Small Industries,⁴⁸ further encourages local production. Manufacturing or assembling products locally, using local materials, can ensure that devices are suitable for the context.⁵⁸ It may either be a locally produced, finished product or locally assembled products with imported materials. Where local production is not sustainable, reducing import and duty taxes on AT devices or components can help reduce costs. For example, Brazil does not impose import or duty taxes on imported materials,⁵⁹ Turkey has exemptions for imported goods and partial exemptions for selected equipment, and Zimbabwe also allows for exemption from paying import tax for some equipment produced for older adults and disabled citizens.⁴⁵ Therefore, local production and reduction of taxes, where import is required, are appropriate strategies that governments can acknowledge and support.

Awareness raising and capacity building on AT

Producing and providing AT in and of themselves is not adequate. Significantly fewer AT users in rural areas receive guidance and instructions on the use of AT, and only a few older adults are aware of the existing AT and their benefits in LMIC. For example, a major constraint to the availability of AT in India has been partly the lack of awareness among the users and professionals.²⁴ Even if schemes are available to provide free or subsidised AT, unless users and professionals are aware of their existence and benefits, AT will not be able to

prove their worth and purposes. Therefore, information sharing, awareness raising and training are all crucial for successful implementation and usability of AT. In addition, difficulty of use is one of the major reasons for disuse of AT among older adults.⁶⁰ Our review found that provision of community-based skills programmes has increased total performance and sense of security with the devices to a greater extent among older adults (ie, wheelchairs) in Turkey.³² Hence, the provision of training along with guidance and instruction on the use of AT will reduce the hesitancy to use AT among older adults.

Adequately trained professionals are also an important part of successful implementations and use of AT. Many developing countries including Brazil, India and Zimbabwe⁵⁸ are lacking occupational therapist (OT) and physical therapists (PT) mainly due to lower pay scales and lack of college or university training programmes. AT must be ensured to be appropriate, adaptable and high quality before distributing to older adults. They must suit the environment and the user and include adequate follow-up in order to ensure safety and efficient use. Especially when countries receive AT as donations from HIC, they need to be assured for quality and safety. For example In Egypt, a highlighted concern is that AT are largely inappropriate, and that there are no quality standards or criteria for monitoring of these services.⁶¹ Therefore, implementing policies and programmes for training professionals to assess, provide and promote AT are relevant approaches to successfully providing AT to older adults in LMIC. Furthermore, while training OT and PT, it is important to include other experts in the field such as geriatricians to foster a multidisciplinary team approach in order to provide appropriate technologies and services. Standards and guidelines on provision, development, production and distribution of AT in LMIC must be addressed with the input of experts in the field in collaboration with other countries.

Bridging the gap between AT policy and practice for older adults

The review findings point to the existing gap between legislation and practice. Examples (table 4) were found with some legislation and policies, but whether they have resulted in significant improvement in provision of AT for all older adults in practice is unclear. This is partly due to lack of documentation or lack of evidence available in the literature. Countries that have absolutely no legislation could possibly start with ratifying the UN-CRPD. Countries that have ratified the UN-CRPD and have legislation in place could make amendments and adopt new legislation that is more focused on improving function and well-being of older adults.

Most often, planning for and responding to health and social needs of older adults falls under either the Ministry of Social Solidarity and/or Ministry of

Health, under umbrella terms such as ‘disabled care’ or ‘family care’ or ‘family medicine’ (ie, in Egypt).⁴⁸ This partly explains the fewer existing legislation that focus on providing AT for older adults. Legislation tends to be specific to a population group (such as the disabled), or to specific health technologies, but rarely linking the two. There is thus, a need to help countries further develop legislation that supports both production and financing of AT along with their integration with health and social services, and in particular for older adult’s functional and cognitive needs.

Fostering targeted research on AT

An interesting finding of this review that offers opportunities for further research is that AT for mobility, especially canes, were the most commonly used with the least difficulty in usability among older adults. It may be explained, in part, that canes are an inexpensive, versatile and light weight mobility option that are well suited for LMIC contexts. Production costs are low and products can be made by material readily available such as wood; hence may be among the most appropriate AT in LMIC. While mobility aids provide assistance, support, strength and balance and also prevent falls, some studies^{5 62} have reported that mobility aids such as canes could also cause falls. Therefore, additional research is required to understand the mechanisms leading to negative consequences, as well as to better design AT and identify use and environmental measures to prevent such negative consequences along with maximising appropriateness of different AT.

The review also found that benefits of AT are rated high and disadvantages low among older adults.²¹ As seen in the Cambodian study,²¹ availability of AT to fulfil ADL have increased self-reliance and contribution to the community by physically vulnerable older adults. Improvement in social status, self-esteem, not being a burden to others, improved well-being and economic situation are among the achieved benefits of AT. Whether older adults consider AT as beneficial or not beneficial in LMIC is an important precondition for successful implementations of AT. Therefore, attitudes, aspirations and demands towards technology contribute to their usefulness and usability and perceived advantages among the users, and must be explored further prior to supplying AT to older adults.

Another observation from the review is that of the countries that had available AT, such AT were found to be suitable for the local population. For example, in Cambodia, the most common AT were different forms of seating, which enabled individuals to sit comfortably and bathe from a water source. In Cambodia, it is traditional to bathe by scooping water from a source, using a household cup or bowl and pouring it over the body. Similarly, in Turkey, walking sticks carry traditional importance in some regions, and these

were one of the most used mobility aids in Turkey. When introducing AT to LMIC settings, it is important to take into account traditional and cultural values and provide AT that are likely to be accepted by the targeted population. Social acceptability of AT contributes to the usability of devices and avoids development of devices that may be stigmatised in the society. When there is more social acceptability, users are more likely to use their devices.

In addition, in future research, education and action on innovation, AT require to be seen differently, which is as highly useful products and devices that support older adults with existing impairment and disability, and as a way to prevent severe health outcomes among older adults who do not yet have disabilities.

LIMITATIONS

The systematic review retrieved a limited number of relevant publications published in peer-reviewed journals, for each country, in English. This can be partly explained by the limited research in the field of AT, especially in LMIC. In many LMIC, numerous other health issues (eg, treatment of communicable and non-communicable diseases; health insecurity) are considered as pressing priorities. Only recently did AT for older adults are becoming a health priority consideration for LMIC. At the same time, there are a number of barriers that keep LMIC from having ready access to affordable technologies. These include cost, limited funding, lack of awareness on existing AT and their benefits, cultural perceptions (or misperceptions), inappropriate environmental conditions, heterogeneity of older adults terms of functional limitations and comorbidities and a limited number of trained practitioners to train individuals on the use of AT.^{19 48} Lack of research conducted on the subject in resource-poor contexts strongly emphasises the need for more research on AT for older adults in LMIC.

Another limitation is that the search was limited to English language. It is possible that many countries have some research published in different languages. For example, in the case of Egypt, most documents could have been published in Arabic and not translated to English, which is possibly a reason for the lack of evidence available on Egypt. Similarly with Brazil, the authors came across material that was not published in English. Additional limitations may include those related to lack of consistency in the use of the AT terminology; and lack of awareness or knowledge base to date of the needs of older populations in the six study countries. Despite the limitations, the authors believe that the results are important and represent the most comprehensive information currently available on AT (in English) for older adults in these LMIC.

CONCLUSION AND RECOMMENDATION

AT for ageing populations have received some attention in LMIC. AT that assisted older adults with existing impairment and disability have received more attention than AT that are designed for preventing impairment and disability among older adults who are inevitably at a high risk for impairment and disability as a result of ageing. More systematic planning and efforts are required to design, produce and ensure the availability of affordable, acceptable, accessible and adaptable AT to support older adults in meeting specific functional and cognitive limitation needs of a rapidly growing ageing population in the midst of advancements in assistive technological innovations globally.

With rapidly increasing ageing populations in LMIC, as exemplified in the six countries selected for this review, AT for the entire ageing population including older adults with existing disabilities and without existing disabilities, but are at high risk for impairment and disability, are necessary with the support of national enabling legislation. Analysis of review findings indicate the need for a comprehensive, integrated health and social system approach to increase the current availability of AT for ageing populations in LMIC. These would entail, yet not be limited to, work on: (1) promoting initiatives for low-cost AT; (2) awareness raising and capacity building on AT; (3) bridging the gap between AT policy and practice; and (4) fostering targeted research on AT.

Acknowledgements This systematic review was carried out in 2014 by the WHO Centre for Health Development, also known as the WHO Kobe Centre (WKC), scientific work stream to build the evidence base for Innovation for Healthy Ageing (IHA). The authors would like to thank the technical inputs, review and kind assistance of WHO/WKC colleagues, namely: Mr Loic Garçon, Technical Officer, WKC; Mr Amit Prasad, Technical Officer, WKC; Mr Paul Rosenberg, Technical Officer, WKC; Mr Chapal Khasnabis, Technical Officer, WHO HQ NMH/VIP/DAR; Dr Said Arnaout, Coordinator, Healthy Life Style Team, WHO Regional Office for the Eastern Mediterranean (WHO EMRO); Egyptian team from Ain Shams University—Dr Sarah Hamza, Dr Mostafa Manar, Dr Mousa Shereen, Dr Shawky Ahmed, Dr Rashidy Doha and Dr Hala Sakrha. They also would like to acknowledge and appreciate the support of other members of the IHA team, WKC.

Competing interests None declared.

Provenance and peer review Not commissioned; externally peer reviewed.

Open Access This is an Open Access article distributed in accordance with the Creative Commons Attribution Non Commercial (CC BY-NC 4.0) license, which permits others to distribute, remix, adapt, build upon this work non-commercially, and license their derivative works on different terms, provided the original work is properly cited and the use is non-commercial. See: <http://creativecommons.org/licenses/by-nc/4.0/>

REFERENCES

- 1 United Nations Department of Economic and Social Affairs. World population prospects: The 2012 revision. Secondary World population prospects: The 2012 revision 2012. <http://esa.un.org/unpd/wpp/Demographic-Profiles/index.shtml>
- 2 United Nations. Disability-specific instruments Secondary Disability-specific instruments 2004. <http://www.un.org/esa/socdev/enable/rights/wgrefa3.htm>
- 3 Wimo A, Prince M. World Alzheimer report 2010, 2010.
- 4 Hestekin H, O'Driscoll T, Williams JS, *et al*. Measuring prevalence and risk factors for fall-related injury in older adults in low- and middle-income countries: Results from the who study on global ageing and adult health (sage). Geneva, Switzerland University of Wisconsin/World Health Organization 2013:1–24.
- 5 Centers for Disease Control and Prevention. Falls in nursing homes. Secondary Falls in nursing homes 2015. <http://www.cdc.gov/HomeandRecreationalSafety/Falls/nursing.html>
- 6 World Health Organization. Opening the gate for assistive health technology: Shifting the paradigm. Secondary Opening the gate for assistive health technology: Shifting the paradigm 2014. http://www.aaate.net/sites/default/files/gate_concept_note_for_circulation.pdf
- 7 Connell J, Grealy C, Olver K, *et al*. Comprehensive scoping study on the use of assistive technology by frail older people living in the community, Canberra, 2008:92.
- 8 Roelands M, Van Oost P, Depoorter A, *et al*. A social-cognitive model to predict the use of assistive technologies for mobility and self-care in elderly people. *Gerontologist* 2002;42:39–50.
- 9 Mann WC, Ottenbacher KJ, Fraas L, *et al*. Effectiveness of assistive technology and environmental interventions in maintaining independence and reducing home care costs for the frail elderly—a randomized controlled trial. *Arch Fam Med* 1999;8:210–17.
- 10 Heywood F, Turner L. Better outcomes, lower costs—implications for health and social care budgets of investment in housing adaptations, improvements and equipment: a review of the evidence. In: Department of Work and Pensions, ed. Office for Disability Issues, 2007.
- 11 Scott VJ, Dukeshire S, Gallagher EM, *et al*. *A best practices guide for the prevention of falls among seniors living in the community*. Ottawa: Ontario Minister of Public Works and Government Services Canada, 2001.
- 12 McConatha D, McConatha J, Dermigny R. The use of interactive computer services to enhance the quality of life for long-term care residents. *Gerontologist* 1994;34: 553–6.
- 13 Evans N, Orpwood R, Adlam T, *et al*. Evaluation of an enabling smart flat for people with dementia. *J Demen Care* 2007;15:33–6.
- 14 Chase CA, Mann K, Wasek S, *et al*. Systematic review of the effect of home modification and fall prevention programs on falls and the performance of community-dwelling older adults. *Am J Occup Ther* 2012;66:284–91.
- 15 World Health Organization. Assistive devices/technologies: what world health organization is doing. Secondary Assistive devices/technologies: what world health organization is doing 2014. <http://www.who.int/disabilities/technology/activities/en/>
- 16 World Health Organization. Ageing and life course. Secondary Ageing and life course 2012. <http://www.who.int/ageing/about/facts/en/>
- 17 de Oliveira Assis L, Tirado MGA, de Melo Pertence AE, *et al*. *Evaluation of cognitive technologies in geriatric rehabilitation: a case study pilot project*. Wiley Inter Science, 2009.
- 18 da Cruz DMC, Emmel MLG. Associations among occupational roles, independence, assistive technology, and purchasing power of individuals with physical disabilities. *Rev Latino-Am Enfermagem* 2013;21:484–91.

- 19 Mann WC, de Mello MAF. Assistive technology use by the elderly in Brazil and the United States. *Top Geriatr Rehabil* 2010;26:62–9.
- 20 Production of low cost assistive technology. *Proceedings of the Fifth International Conference on Management of Emergent Digital EcoSystems*. Luxembourg, Luxembourg: ACM, 2013.
- 21 Jones HE, Reed RA, House SJ. Water supply and sanitation access and use by physically disabled people. Leicestershire, United Kingdom: Loughborough University, 2003.
- 22 Salah O, Ramadan AA, Sessa S, *et al*. Systematic approach for design a low-cost mobility assistive device for elderly people. *Int J Med Health, Pharm Biomed Eng* 2011;5:36–41.
- 23 Jefferds AN, Beyene NM, Upadhyay N, *et al*. Current state of mobility technology provision in less-resourced countries. *Phys Med Rehabil Clin N Am* 2010;21:221–42.
- 24 Kumar P, Dixit U, Goyal VC. *Assistive and enabling technology needs of elderly people in India: issues and initial results*. 2009.
- 25 Biswas P, Langdon PM. *A survey on technology exposure and range of abilities of elderly and disabled users in India*. LNCS, 2013:23–31.
- 26 Manogna S, Vaishnavi S, Geethanjali B. Head movement based assist system for physically challenged. 2010 4th International Conference on Bioinformatics and Biomedical Engineering (iCBBE) Chengdu IEEE Advancing Technology for Humanity, 2009:1–4.
- 27 Shore SL. Use of an economical wheelchair in India and Peru: impact on health and function. *Med Sci Monit* 2008;14: PH71–79.
- 28 Shore S, Juillerat S. The impact of a low cost wheelchair on the quality of life of the disabled in the developing world. *Med Sci Monit* 2012;18:CR533–42.
- 29 Zipfel E, Cooper RA, Pearlman J, *et al*. New design and development of a manual wheelchair for India. *Disabil Rehabil* 2007;29:949–62.
- 30 Bengisu M. Assistive technologies for visually impaired individuals in Turkey. *Off J RESNA* 2010;22:163–71.
- 31 Şimşek TT, Yümin ET, Sertel M, *et al*. Assistive device usage in elderly people and evaluation of mobility level. *Top Geriatr Rehabil* 2012;28:190–4.
- 32 Asuman O, Ucsular FD. Effectiveness of a wheelchair skills training programme for community-living users of manual wheelchairs in turkey: a randomized controlled trial. *Clin Rehabil* 2011;25:416–24.
- 33 Eide AH, Nhiwathiwa S, Muderedzi J, *et al*. Living conditions among people with activity limitations in Zimbabwe. A representative regional survey. Oslo, Norway, 2003:136.
- 34 Department of Human Rights Recidency. *First national report of the federative republic of Brazil on fulfillment of the provisions of the convention on the rights of disabled persons*. Brazil, 2008–2010.
- 35 da Silva L, Inacio L. Decree 5296 of 2 december 2004. Secondary Decree 5296 of 2 december 2004 2004. http://www.planalto.gov.br/ccivil_03/_Ato2004-2006/2004/Decreto/D5296.htm
- 36 Institute for Applied Research. The rights and the social reality of people with disabilities in Brazil, Germany, France, Romania, South Korea, and Tanzania with a supplementary country survey performed in the Netherlands. Secondary the rights and the social reality of people with disabilities in Brazil, Germany, France, Romania, South Korea, and Tanzania with a supplementary country survey performed in the Netherlands 2011. http://www.diakoniewuerttemberg.de/fileadmin/Medien/Pdf/Ver_IntDiakoniekongress-UebersichtsstudieEngl.pdf
- 37 Kingdom of Cambodia. The 5th Asian & Japan high level officials meeting on caring societies Secondary The 5th Asian & Japan high level officials meeting on caring societies 2007. http://www.mhlw.go.jp/bunya/kokusaigyomu/asean/asean/kokusai/siryuu/dl/h19_cambodia1.pdf
- 38 United Nations. Convention on the rights of persons with disabilities. Secondary Convention on the rights of persons with disabilities 2006. <http://www.un.org/esa/socdev/enable/rights/convtexte.htm>
- 39 Thomas P. Poverty reduction and development in Cambodia: enabling disabled people to play a role. Secondary poverty reduction and development in Cambodia: enabling disabled people to play a role 2005. http://r4d.dfid.gov.uk/PDF/Outputs/Disability/PolicyProject_cambodia.pdf
- 40 Ministry of Social Justice and Empowerment Government of India. *National policy for persons with disabilities*. In: Department of Social Justice and Empowerment and Department of Disability Affairs, ed. New Delhi: India Government of India, 2006.
- 41 Ministry of Law Justice and Company Affairs. The persons with disabilities (equal opportunities, protection of rights and full participation) act, 1995. Secondary The persons with disabilities (equal opportunities, protection of rights and full participation) act, 1995 1996. <http://socialjustice.nic.in/pwdact1995.php>
- 42 Government of India Ministry of Social Justice and Empowerment. *Scheme of assistance to disabled persons for purchase, fitting of aids/appliances (adip scheme)*. In: Department of Social Justice and Empowerment and Department of Disability Affairs, ed. New Delhi, India: Government of India, 2005.
- 43 Giri M, Sabharwal MM, Gangadharan KR, *et al*. National policy for senior citizens. 2011.
- 44 The Republic of Turkey. Agenda item: value added tax. <http://socialjustice.nic.in/pdf/dnpsc.pdf>. Secondary Agenda item: value added tax 2006. http://www.gib.gov.tr/fileadmin/mevzuat/uluslararasi_mevzuat/cerceve_anlasmalari/Ayrintili_Tarama/VAT.pdf
- 45 European Blind Union. Six dots foundation for the blinds project. Secondary Six dots foundation for the blinds project 2008. http://6nokta.org.tr/eski/en_index.html
- 46 Disabled and Elderly Services. Social assistance and solidarity law. Secondary Social assistance and solidarity law. <http://www.eyh.gov.tr/tr/html/8262/2.41>
- 47 The Permanent Mission of the Republic of Zimbabwe. *Permanent mission to the United Nations and other international organizations at Geneva*. Geneva, 2011.
- 48 Hamza S, Manar M, Shereen M, *et al*. Assistive technologies for ageing populations. In: Lapitan JM, Marasinghe KM, eds. Egypt: Ain Shams University, 2014.
- 49 The Canadian Trade Commissioner Service. Export, innovate, invest—the Canadian trade commissioner service. Secondary Export, innovate, invest—the Canadian trade commissioner service 2013. <http://www.tradecommissioner.gc.ca/eng/document.jsp?did=146364&cid=723&coi=136#2.2>.
- 50 Japan International Cooperation Agency. Country profile on disability kingdom of Cambodia. Secondary country profile on disability Kingdom of Cambodia 2002. http://siteresources.worldbank.org/DISABILITY/Resources/Regions/East-Asia-Pacific/JICA_Cambodia.pdf

- 51 ICRC Resource Centre. Cambodia: ICRC action continues after 30 years of presence. Secondary Cambodia: ICRC action continues after 30 years of presence 2009. <http://www.icrc.org/eng/resources/documents/update/update-cambodia-111209.htm>
- 52 World Health Organization. *The UN standard rules on the equalization of opportunities for persons with disabilities: ngo responses to the implementation of the United Nations standard rules on medical care, rehabilitation, support services and personnel training*, 2002.
- 53 Rao SGN. *Artificial limbs manufacturing corporation of India ISO 9001–2008*. Geneva, Switzerland: ALIMCO, 2014.
- 54 United Nations (UN). *Production and distribution of assistive devices for people with disabilities*. Madras, India: United Nations, 1995.
- 55 Science for Equity Empowerment & Development Division (SEED). Call for R & D and technology development proposals. Secondary call for R & D and technology development proposals 2010. http://www.dst.gov.in/whats_new/whats_new10/tie_proposal.pdf
- 56 World Health Organization. *The UN standard rules on the equalization of opportunities for persons with disabilities: government responses to the implementation of the United Nations standard rules on medical care, rehabilitation, support services and personnel training*. WHO/DAR/011-01-8. Geneva, Switzerland: United Nations, 2001.
- 57 World Health Organization. *Survey of needs for assistive and medical devices for older people in six countries of the WHO western pacific region: China, Japan, Malaysia, the Philippines, the Republic of Korea and Vietnam*. Geneva, 2014.
- 58 The World Bank. *World report on disability*. Geneva, Switzerland: World Health Organization, 2011.
- 59 da Silva L, Inacio L. Presidency of the republic, civil cabinet, subchefia for legal affairs. Secondary Presidency of the republic, civil cabinet, subchefia for legal affairs 2004. http://www.planalto.gov.br/ccivil_03/_Ato2004-2006/2004/Decreto/D5296.htm
- 60 Hui-Ching Y. Elderly people's use of and attitudes towards assistive devices.
- 61 Handicap International Middle East Regional Office. *Taking a step forward, views from stakeholders on disability policies and services in Egypt, Jordan and Lebanon*. Jordan: Handicap International, 2006.
- 62 Stevens JA, Thomas K, Teh L, *et al*. Unintentional fall injuries associated with walkers and canes in older adults treated in U. S. emergency departments. *J Am Geriatr Soc* 2009;57:1464–9.

APPENDICES

APPENDIX A

Populations Statistics

Table 1: 65+ Population Statistics in Six Countries

Country	65+ population in 2000 ~(million)	65+ population by 2050 ~(million)	65+ population by 2100 ~(million)
India	50	200	360
Brazil	10	53	64
Turkey	3.5	20	27.5
Egypt	3.0	14	34
Zimbabwe	0.5	2.0	7.5
Cambodia	0.5	1.35	7.0

Table 2: Estimated 65 + Population by 2050 and 2100

Country	In 2000~ (millions)	By the year 2050 ~(millions)	By the year 2100 ~(millions)
SEA			
India	50	200	360
Bangladesh	15	32	57
Thailand	4.0	18.5	13
Nepal	1.0	4.5	9.8
Sri Lanka	1.2	4.2	6.0
PAHO			
Brazil	10	53	64
Mexico	5.0	32	48
Argentina	4.0	10	14.5
Haiti	0.3	1.4	3.1
Cuba	1.1	3.3	2.0
EURO			
Turkey	3.5	20	27.5
Ukraine	6.6	7.5	5.0
Kazakhstan	1.0	2.5	4.0
Romania	3.0	5.0	3.6
Hungary	1.5	2.3	2.1
AFRO			
Zambia	1.0	1.0	12
Zimbabwe	0.5	2.0	7.5
Malawi	0.25	2.0	11
Central African Republic	0.2	0.5	2.2
EMRO			
Egypt	3.0	14.0	34.0
Tunisia	0.6	3.0	3.6
Lebanon	0.25	1.35	1.6

WPRO			
Cambodia	0.5	3.5	7.0
Tonga	0.006	0.014	0.040

APPENDIX B

DEFINITIONS

ADLs - A concept of functioning – activities of daily living are basic activities that are necessary to independent living, including eating, bathing and toileting. This concept has several assessment tools to determine an individual’s ability to perform the activity with or without assistance.³⁸

IADLs - Activities with aspects of cognitive and social functioning, including shopping, cooking, doing housework, managing money and using the telephone.³⁸

Appendix C

UN Convention on the Rights of Persons with Disabilities (CRPD)

179 WHO Member States around the world have ratified the UN Convention on the Rights of Persons with Disabilities (CRPD) since 2007. UNCRPD was adopted on 13 December 2006 during the sixty-first session of the General Assembly by resolution A/RES/61/106. In accordance with its article 42, the Convention was open for signature by all States and by regional integration organizations at UN headquarters in New York on 30 March 2007. The CRPD committed nation-states to providing legal equity, physical, political, social and economic access, and enabling conditions to allow for full participation in society. Listed are the articles in the convention that specifically refer to assistive technology or accessibility in some form.

- Article 4, Sections 1(g) and (h): Section 1(g) refers to states’ commitment to undertake or promote research and development of, and to promote the availability and use of new technologies, including information and communications technologies, mobility aids, devices and assistive technologies, suitable for persons with disabilities, giving priority to technologies at affordable costs. Section 1(h) commits states to providing accessible information to persons with disabilities about mobility aids, devices and assistive technologies, including new technologies, as well as other forms of assistance, support services and facilities.³⁵
- Article 9, Section 2(g) and (h) commit states to promoting the design, development, production, and distribution of accessible ICTs at an early stage, such that these technologies become accessible at a minimal cost.³⁵
- Article 20, Section (b) commits states to facilitating access to quality mobility aids, devices, and assistive technologies and forms of live assistance and intermediaries, including by making them available at affordable cost for persons with disability.³⁵
- Article 21 Section (b) commits states to facilitate augmentative and alternative communication (AAC). Section (c) commits states to urging private entities with an internet presence to providing information in accessible and usable formats. ³⁵
- Article 26, Section 3 requires that states promote the availability, knowledge and use of assistive devices and technologies, designed for persons with disabilities, as they relate to habilitation and rehabilitation. ³⁵
- Article 28, Section 1(a) commits states to ensuring equal access by persons with disabilities to clean water services, and to ensure access to appropriate and affordable services, devices and other assistance for disability-related needs.
- Article 29, Section (ii) requires that states facilitate assistive technologies for the voting process.
- Article 32, Section (d) commits states to providing technical and economic assistance, including by facilitating access to and sharing of accessible and assistive technologies, and through the transfer of technologies.

Appendix D

TYPES OF AIDS/APPLIANCES TO BE PROVIDED by ADIP Scheme

LOCOMOTOR DISABLED

- I. All types of prosthetic and orthotic devices.
- II. Mobility aids like tricycles, wheelchairs, crutches walking sticks and walking frames/rollators. Motorised tricycles for persons with locomotor disability that are likely to cost more than US \$100.46 may be procured and provided in exceptional cases subject to prior approval of Ministry of Social Justice and Empowerment on case to case basis. Extent of subsidy would however continue to be US \$100.46 for all other devices ceiling is US \$100.46
- III. All types of surgical footwear and MCR chappals.
- IV. All types of devices for ADL (activity of daily living).

VISUALLY DISABLED

- I. Learning equipment like arithmetic frames, abacus, geometry kits etc. Giant Braille dots system for slow-learning blind children. Dictaphone and other variable speed recording system. CD player/tape recorder for blind student from X standard.
- II. Science learning equipment like talking balances, talking thermometers, measuring equipment like tape measures, micrometers etc.
- III. Braille writing equipment including Braille machines, Braille shorthand machines, typewriters for blind students from X class. Talking calculators, Geography learning equipment like raised maps and globes.
- IV. Communication equipment for the deaf-blind. Braille attachments for telephone for deaf-blind persons.
- V. Low vision aids including hand-held stand, lighted and unlighted magnifiers, speech synthesizers or Braille attachments for computers.
- VI. Special mobility aids for visually disabled people with muscular dystrophy or cerebral palsy like adapted walkers.
- VII. Software for visually handicapped persons using computers that are likely to cost more than US \$100.46 may be procured and provided in exceptional cases subject to prior approval of Ministry of Social Justice and Empowerment on case to case basis. For all other devices ceiling is US \$100.46.

HEARING DISABLED

- I. Various types of hearing aids.
- II. Educational kits like tape recorders / CD players etc.
- III. Assistive and alarming devices including devices for hearing of telephone, TV, doorbell, time alarm etc.
- IV. Communication aids, like, portable speech synthesizer etc.

MENTALLY DISABLED

- I. Any suitable device as advised by Rehabilitation Professional or treating physician.

Appendix E**Overview of Associations and Services provided in Cambodia**

In Phnom Penh	
Source	Services
The Association to Aid the Refugees Cambodian Committee	Wheelchair production
Cambodia Trust	Fitting
Handicap International	Prosthetic feet production
International Committee of the Red Cross (ICRC)	Components for prostheses
Veteran International	Fitting, Prosthetic feet and wheelchairs
Outside of Phnom Penh	
American Red Cross in Kam Pong Speu	Fitting
Catholic Office for Emergency Relief and Refugee in Banteay Mean Chei	Fitting
Cambodia Trust in Sihanoukville and Kam Pong Chang	Fitting
Handicap International in Siem Reap, Pur Sat, Kam	Fitting, production of crutches, wheelchairs and

Pong Cham, Kam Pong Thom, Takeo and Kam Pot	tricycles, runs a National Centre for Paraplegics
The ICRC in Battambang	Fitting
Jesuit Refugee Services in Kan Dal province	Wheelchairs and tricycles, nationwide distribution
Veterans International in Stong Treng and Prey Veng	Fitting, wheelchair production

Appendix F

Science and Technology Interventions 2010 Indicatives, India

- The development of simple solutions/assistive devices for the elderly population in the urban/semi-urban/rural areas;
- Modulation of already existing technology specific for use of elderly to suit Indian conditions;
- Development of technology package for healthcare of elderly to include preventive care in:
 - Cognitive support for elderly (Alzheimer/Parkinson/Dementia)
 - Cost effective visual/hearing aids, dentures/dental implants, etc.
 - Documentation and validation of traditional health practices for elderly
- Safe Kitchens for the elderly;
- The development of assistive devices for improving functionality, cognitive/assisted safety measures, monitoring devices/non-invasive measuring devices/systems (injury preventions, standing and balance training), assistive devices for frequently occurring musculoskeletal problems such as Osteoarthritis of knee, ankle joints and the osteoporosis, special devices/footwear for Diabetic foot and care, automated pill boxes, devices/programmes for fitness of elderly, and simply controlled devices for operating household devices.

Appendix G

Table 6: Price comparison of commercial and newly developed products.

Product	Price of Commercial Product (\$US)	Price of IFRS and Ceará Product (\$US)
Braille Display	4,000.00	1,000.00
Button Mouse	300.00	20.00
Audio Transmitter	1,700.00	Software based; can be used in any Android device, distributed for free through internet
Capacitive Driver	No similar device commercially available.	20.00
Cane Tip for Water Detection	No commercial equivalent is known.	20.00

APPENDIX H

ACRONYMS AND ABBREVIATIONS

ADIP	Assistance to Disabled Persons for Purchase/Fitting of Aids/Appliances
AARP	American Association of Retired Persons
ADL	Activities of Daily Living
AIM	African Index Medicus
ALIMCO	Artificial Limb Manufacturing Company
AT	Assistive Technology
AAC	Augmentative and Alternative Communication
DPF	Disabled Persons Fund
EJAD	Egypt-Japan Assistive Device
EMLIBNET	Eastern Mediterranean Region Library Network
IADL	Instrumental Activities of Daily Living
IMSEAR	Index Medicus for South-East Asia Region
HIC	High-Income Country
LMIC	Low- and Middle-Income Country
N/A	Not Available or Not Applicable
OP CRPD	Optional Protocol Convention on the Rights of Persons with Disabilities
P&O	Prosthetics and Orthotics
PAHO	Pan American Health Organization
PPRPD	Protection and Promotion of the Rights of Persons with Disabilities
PWDi	Person with Disability
RCT	Randomized Controlled Trial
SINTEF	The Foundation for Scientific and Industrial Research
UN CRPD	UN Convention on the Rights of Persons with Disabilities
WHO	World Health Organization
WHO HQ	WHO Headquarters (Geneva)
WHOLIS	WHO Library Database
WKC	WHO Kobe Centre
WPRIM	Western Pacific Region Index Medicus
YLD	Years Lived with Disability

Table 3: Table of Evidence

Country, Author, Year	Population Description	Study Type/Data Collection Method	Relevant Outcomes Regarding Available AT and Other Findings
Brazil			
Assis et al, 2003 ⁹	N/A	Product development and intervention, and Product evaluation	Development of low-cost “Geriatric” software and equipment (activity board, calendar, routine organizer). Software and equipment were found useful and applicable to programmes for individuals with cognitive impairment. Post intervention showed improvement in cognitive functioning and daily activities at home.
De Cruz et al, 2013 ³	N=91, Mean Age=62.2	Research Cross-Sectional	Most reported assistive resources were those to assist mobility (46%) (Predominately canes), and ADLs (29%). No direct association between AT and independence (only mild dependency).
Mello MAF, 1999 ¹⁷	N=84, Age range=73-102	Research (Doctoral Thesis) N/A	74% of participants used some type of AT. Canes were the most used type of AT (45%). 4% of the participants had all the assistive devices and home modifications they needed. 35.5% of users were satisfied with the use of these technologies. 2/3 of the AT were purchased by the user, a relative, or friend.
Schüler, et al, 2013 ⁵	N/A	Product development	Produced low-cost AT such as cane tips to detect puddles, Android application for social media websites (i.e. Twitter), capacitive touch switches, home automation systems with web interface, AAC, and digitally creating video audio descriptions for a lower cost.
Cambodia			
Jones et al, 2003 ⁷	N=100 (Disabled, non-disabled adults, and disabled children). Results only focused on older adults.	Research Qualitative study (In-depth field work Semi-structured interviews and observation)	Most had access to AT for bathing, drinking, toilet use, and transporting water from the source. Majority of solutions were low or no cost, made with locally available material and designs. AT benefited disabled individuals in terms of increased self-reliance, ability to contribute to the family or community, improved social status, reduced work-load, well-being, economic situation, and high self-esteem.
Egypt			
Salah et al., 2011 ¹⁰	N/A	Product development	Development of the EJAD, low cost AT to help older adults walk and complete sit-to stand activities.
India			

Jefferds et al., 2010 ⁶	PART survey age range=19-67,WST/QUEST age range=21-60	Research Quantitative Study (Survey Questionnaire)	Custom-fitted wheelchairs provided by the Department of AT improved wheelchair skill scores and technology satisfaction among participants.
Kumar et al, 2009 ¹²	N=100, Age=60-85 years, Mean Age=N/A	Research Qualitative Study (Survey Questionnaire)	Inadequate availability of AT in India has been partially due to the lack of awareness among the users as well as among the professionals. Although respondents lacked awareness of the devices, they were willing to use them, provided these are made available at affordable costs. 27% had difficulty in the kitchen gadgets and appliances, 26% in recreation/entertainment, 21% in home elements, 19% with mobility and 18% with ADLs. Highest awareness was in communication devices, home elements, ADL mobility, and least was in high-tech AT.
Langdon et al., 2013 ⁸	N=19, Age range=25-84	Research Qualitative Study (Semi-structured Interview)	Participants with impairments were enthusiastic to use new technical devices, but emphasized on need of training. Many users did not have access to assistive devices and interaction techniques.
Manogna S et al., 2010 ¹³	N/A	Product Development	Development of head movement based assist system to serve people with quadriplegia. The assist system has proven to be of simple implementation and of low cost. The system was easily handled by the patients.
Shore, 2008 ¹⁴	N=100 (from India), Mean Age=50±25 Age range=3-93	Research Quantitative Study (Survey)	Use of wheelchair resulted in significant shift towards independent function. The impact on health and quality of life was generally viewed as positive (56.2%).
Shore S et al, 2012 ¹⁵	N=206, Mean Age=54, Age range=4-102	Research Quantitative Study Survey	Receiving a simple and durable wheelchair improved the reported health, quality of life, and function of recipients following 12 months of use. 78% had not owned a wheelchair before, largely due to lack of money. Increase in independence associated with the use of wheelchair (independence score changed from 3.9 to 5.0 over 12 months).
Zipfel, et al., 2007 ⁴	N/A	Product Development	Developed a manual folding cross-brace design with several points of adjustability, and higher grade bolts. The new chair design has so far proven to be more durable and comfortable than existing wheelchairs.
Turkey			

Bengisu, 2010 ²	N=80, Mean Age=35 ± 9 Age range =18-61	Research Qualitative Study (Phone interview) Product evaluation	Three most used AT were computer screen readers (46%), talking watches (26%), and screen readers for cellular phones (21%). Most desired AT were cellular phones with screen reading capability. Most frequently requested AT were devices for warning about barriers, reading printed documents and signs. Screen readers for computers were rated the highest (4.7/5) and 76% of the participants rated them very useful and 0 participants rated the product not useful. Screen readers for cellular phones were rated 4.6/5 and 72% of the participants rated them very useful and only 1% rated it not useful.
Simsek et al., 2012 ¹⁶	N=163, Mean age=73.18 ±6.62, Age range =58-105	Research Quantitative and qualitative Study (mixed methods)	The most frequently used device to maintain mobility was a walking stick. A positive relationship was found between AT usage and mobility state, and AT usage and mobility activities required for developing basic life functions (P<0.05). AT usage was greater in women (39%) than in men (19%).
Ucsular et al., 2011 ¹¹	N=24, Age range=13-65	Research Randomized Control Trial	The Wheelchair Skill performance scores increased significantly in the training group (P=0.034) compared to control group (P=0.01). A significant improvement in safety scores in the training group compared with the control group.
Zimbabwe			
Edie et al, 2003 ¹	N=3901 households, Mean Age (Disability)=43.2 Age range=0-98 Matabeleland, Manicaland and Midlands (44% of the total population).	Research Qualitative Study (Survey)	Of those who used AT, 41.7% were among ≥61. Of those who used AT, 80% used personal mobility devices, 19% used AT for communication and information, 2.2% of the users had AT for personal care & protection. 31.2% of the devices were provided by private sources, 27.4% from government health services, 8.3% from NGOs, 3.2% from other government services and 28.8% from other sources. 63.1 % received guidance on using the devices, 36.9% had not received any instructions. Significantly fewer disabled in rural areas had received guidance; 57% versus 73% in urban areas. 36.3% were responsible themselves for maintenance and repair, 14% had government assistance, 21 % relied on families and 14 % had devices not maintained or repaired. Zimbabwe had the smallest gap in AT/services compared to 3 other African countries (Malawi, Namibia, and Zambia). 35.1% urban Zimbabweans had access to AT compared to 22.2% rural populations.

1. Arne H. Eide SN, Jennifer Muderredzi, Mitch. E. Loeb. *Living conditions among people with activity limitations in Zimbabwe. A representative regional survey.* 2003.
2. Bengisu M. Assistive Technologies for Visually Impaired Individuals in Turkey. *The Official Journal of RESNA.* 2010;22(3):163-171.
3. Cruz DMCD, Emmel MLG. Associations among occupational roles, independence, assistive

technology, and purchasing power of individuals with physical disabilities. *Rev. Latino-Am. Enfermagem.* 2013;21(2):484-491.

4. EMILY ZIPFEL RAC, JON PEARLMAN, ROSEMARIE COOPER, & MARK MCCARTNEY. New design and development of a manual wheelchair for India. *Disability and Rehabilitation.* 2007;29(11 – 12):949 – 962.
5. Erik Schüler BPS, Andréa P. Souza, Agebson R. Façanha, Rodrigo Cainelli, Juliano Gatto, Luan Kunzler, Maria da C. C. Araújo. Production of Low Cost Assistive Technology. *MEDES'13.* 2013.
6. Jefferds ANB, Nahom M; Upadhyay, Nekram; Shoker, Puneet; Pearlman, Jonathan L; Cooper, Rory A; Wee, Joy. Current State of Mobility Technology Provision in Less-Resourced Countries. *Phys Med Rehabil Clin N Am.* 2010;21:221–242.
7. Jones HE RR, House SJ. *Water Supply and Sanitation Access and Use by Physically Disabled People* 2003.
8. Langdon PBaPM. A Survey on Technology Exposure and Range of Abilities of Elderly and Disabled Users in India. *LNCS.* 2013:23–31.
9. Luciana de Oliveira Assis MGAT, Antônio Eustáquio de Melo Pertence LSMP, Mancini MC. Evaluation of Cognitive Technologies in Geriatric

Rehabilitation: A Case Study Pilot Project. *Wiley InterScience.* 2009.

10. Omar Salah AAR, Salvatore Sessa, and Ahmed A. Abo-Ismael. Systematic Approach for Design a Low-Cost Mobility Assistive Device for Elderly People. *International Journal of Medical, Health, Pharmaceutical and Biomedical Engineering.* 2011;5(11).
11. Ozturk Asuman FDU. Effectiveness of a wheelchair skills training programme for community-living users of manual wheelchairs in Turkey: a randomized controlled trial. *Clinical Rehabilitation.* 2011;25:416–424.
12. Prakash Kumar UD, V C Goyal. *Assistive and Enabling Technology Needs of Elderly People in India: Issues and Initial Results;* 2009.
13. S. Manogna SV, B.Geethanjali. Head Movement Based Assist System for Physically Challenged; 2009:1 - 4.
14. Shore SL. Use of an economical wheelchair in India and Peru: Impact on health and function. *Med Sci Monit.* 2008;14(12):PH71-79.
15. Susan Shore SJ. The impact of a low cost wheelchair on the quality of life of the disabled in the developing world. *Med Sci Monit.* 2012;18(9):CR533-542.
16. Tülay Tarsuslu S,ims,ek ETY, Meral Sertel, Asuman Öztürk, Murat Yümin,. Assistive Device Usage in Elderly People and Evaluation of Mobility Level. *Topics in Geriatric Rehabilitation.* 2012;28(3):190–194.
17. William C. Mann MAFdM. Assistive Technology Use by the Elderly in Brazil and the United States. *Topics in Geriatric Rehabilitation.* 2010;26(1):62–69.